

**TEVERDOOR
KATALOG
2021
HAZIRAN**



MDF LEVHA SANAYİİ VE TİCARET A.Ş.

MERKEZ / HEAD OFFICE-ÜMRANIYE
Tantavi Mah. Menteşoğlu Cad. Terra
Plaza No.:25 Kat: 3 Posta K: 34764
Ümraniye - İstanbul / TÜRKİYE
Tel.: (+90216) 345 28 26 - 27
Fax: (+90216) 338 87 78

FABRİKA / FACTORY-ÇERKEZKÖY
Çerkezköy Organize Sanayi Bölgesi
Fatih Caddesi No:8 P.K.: 59500
Çerkezköy - Tekirdağ / TÜRKİYE
Tel.: (+90 282) 758 11 45
Fax: (+90 282) 758 11 54

FABRİKA / FACTORY-VELİKÖY
Veliköy Organize Sanayi Bölgesi
Osman Uzun Caddesi No: 16/A
Çerkezköy - Tekirdağ / TÜRKİYE
Tel.: (+90282) 746 11 66
Fax: (+90282) 746 11 73

www.teverpan.com.tr



TEVERDOOR

ASTAR BOYALI KAPI PANELİ
PRIMED DOOR SKIN



MDF LEVHA SANAYİİ VE TİCARET A.Ş.



TEVERDOOR

DOOR SKIN - KAPI PANELİ

New Designs

BASIM TARİHİ: HAZİRAN 2021
PRINTED: JUNE 2021

www.teverpan.com.tr

YÜKSEK TEKNOLOJİ

TEVERDOOR kapı paneli tesisi teknolojik bakımdan dünyadaki en gelişmiş, en yüksek teknolojik donanıma sahip, sayılı tesislerinden biridir. Yıllık üretim kapasitesi 14.000.000 adet kapı panelidir.

SÜPER KALİTE

TEVERDOOR, üstün teknolojisi sayesinde dünyanın en kaliteli kapı panellerini üretmektedir. TEVERDOOR kapı panelleri, çevre dostudur. % 100 ağaç liflerinden elde edilir. İnsan sağlığına uygundur. E1 tutkallıya üretilip, anti-alerjik ve anti-kanserojen özelliklere sahiptir. Ortalama 1050 kg/m³ (+/-%3) yüksek yoğunlukta HDF olarak üretilmektedir. TEVERDOOR kapı paneli yüzeyleri, her türlü imalat şartlarına uygun, dayanıklı, sökülme, kabarmayan, kaliteli su bazlı astar boyalıdır. Sıcak ve soğuk preslemeye uygundur. TEVERDOOR kapı panellerinin genişlik ölçüleri, uluslararası standartlara uygun olup, farklı genişliklerdeki kapıların imalatında, estetiği bozmayan, doğrusal oranda genişleyebilen avantajlar sağlar.

EN İYİ MODELLER

TEVERDOOR, patentli tasarımları ve klasikten moderne sunduğu zengin kapı modelleri ile yaşanabilen tüm mekânlarda fark yaratır. TEVERDOOR kapı panelleri, estetik profil detayları ve doğal yüzey dokuları ile mekânlardaki şıklığı artırır.

Saygılarımızla,

ADVANCED TECHNOLOGY

TEVERDOOR door skin plant one of the most advanced and well equipped facilities of the world and its annual capacity is 14.000.000 pcs of door skins.

SUPERIOR QUALITY

TEVERDOOR, produces highest quality door skins because of its advanced technology. TEVERDOOR supplies environmental friendly product which are manufactured by 100 % wood fibers. TEVERDOOR appropriates to human health. Produced by E1 glue therefore features anti allergic and anti carcinogen. Producing as HDF and its density approx. 1050 kg/m³ (+/- %3) TEVERDOOR door skins are suitable to all kind of manufacturing conditions and very durable. Painted by water based primer which is never rip and swell. Its suitable to hot and cold pressing. TEVERDOOR door skin size are suitable to international standarts. It provides esthetical advantages for door manufacturing.

BEST DESIGNS

TEVERDOOR, makes difference for living spaces with patented designs from classic to modern. TEVERDOOR door skins provides elegance living space with estetic profile details and natural surface textures.

Yours Sincerely,

ROMA



Yüzey / Surface : MEŞE / OAK
Kalınlık / Thickness : 3.6 mm
Profil Tipi / Profile Type : FUGA
Tutkal Tipi / Glue Type : E1



OREGON



Yüzey / Surface : MEŞE / OAK
Kalınlık / Thickness : 3.6 mm
Profil Tipi / Profile Type : FUGA
Tutkal Tipi / Glue Type : E1



PRAG



Yüzey / Surface : DOKUSUZ / SMOOTH
Kalınlık / Thickness : 3 mm
Profil Tipi / Profile Type : FUGA
Tutkal Tipi / Glue Type : E1



MILANO



Yüzey / Surface : KIRAZ / CHERRY
Kalınlık / Thickness : 3 mm
Profil Tipi / Profile Type : FUGA
Tutkal Tipi / Glue Type : E1



MADRID



Yüzey / Surface : MEŞE / OAK
Kalınlık / Thickness : 3 mm
Profil Tipi / Profile Type : HARMONY
Tutkal Tipi / Glue Type : E1



ODESSA



Yüzey / Surface : MEŞE / OAK
Kalınlık / Thickness : 3 mm
Profil Tipi / Profile Type : HARMONY
Tutkal Tipi / Glue Type : E1

ANKARA



Yüzey / Surface : MEŞE / OAK
Kalınlık / Thickness : 3 mm
Profil Tipi / Profile Type : CLASSIC
Tutkal Tipi / Glue Type : E1



OXFORD



Yüzey / Surface : ÇAM / PINE
Kalınlık / Thickness : 3 mm
Profil Tipi / Profile Type : CLASSIC
Tutkal Tipi / Glue Type : E1





Yüzey / Surface : DOKUSUZ /SMOOTH
Kalınlık / Thickness : 3 mm
Profil Tipi / Profile Type : INP
Tutkal Tipi / Glue Type : E1



Yüzey / Surface : DOKUSUZ / SMOOTH
Kalınlık / Thickness : 3 mm
Profil Tipi / Profile Type : INP
Tutkal Tipi / Glue Type : E1

DUBAI



Yüzey / Surface : MEŞE / OAK
Kalınlık / Thickness : 3 mm
Profil Tipi / Profile Type : CLASSIC
Tutkal Tipi / Glue Type : E1



LIMA



Yüzey / Surface : DOKUSUZ / SMOOTH
Kalınlık / Thickness : 3 mm
Profil Tipi / Profile Type : HARMONY-2
Tutkal Tipi / Glue Type : E1

TABRIZ



Yüzey / Surface : MEŞE / OAK
Kalınlık / Thickness : 3 mm
Profil Tipi / Profile Type : CLASSIC
Tutkal Tipi / Glue Type : E1



PARIS



Yüzey / Surface : MEŞE / OAK
Kalınlık / Thickness : 3 mm
Profil Tipi / Profile Type : CLASSIC
Tutkal Tipi / Glue Type : E1

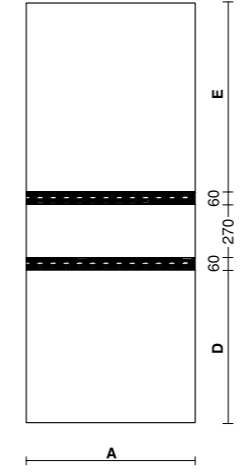


SAMARA



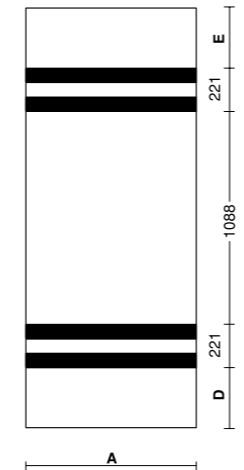
Yüzey / Surface : MEŞE / OAK
Kalınlık / Thickness : 3 mm
Tutkal Tipi / Glue Type : E1

TEKNİK ÖLÇÜLER TECHNICAL DETAILS



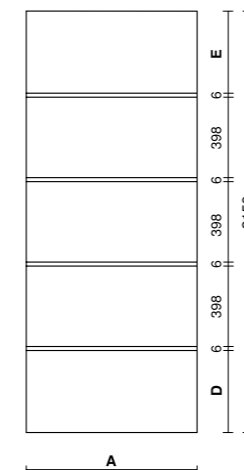
ROMA

A mm	D mm	E mm	Length	A inch	D inch	E inch	Length
1750	780	980	2150	68,90	30,71	38,58	84,65



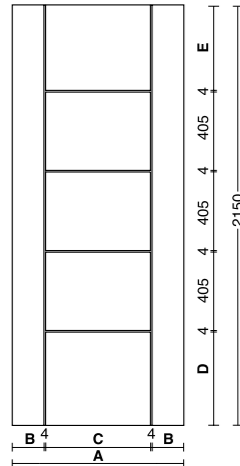
OREGON

A mm	D mm	E mm	Length	A inch	D inch	E inch	Length
1750	310	310	2150	68,90	12,20	12,20	2150



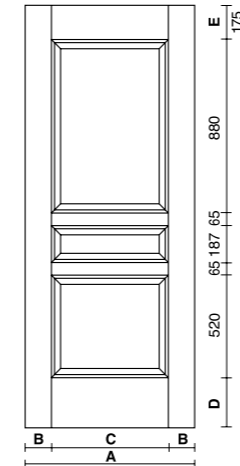
PRAG

A mm	D mm	E mm	Length	A inch	D inch	E inch	Length
1750	466	466	2150	68,90	18,35	18,35	84,65



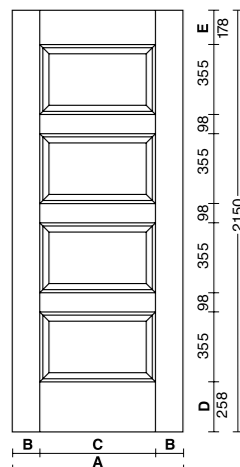
MILANO

A mm	B mm	C mm	D mm	E mm	Length	A inch	B inch	C inch	D inch	E inch	Length
670	165	332	479	440	2150	26,38	6,50	13,07	18,86	17,32	84,65
770	165	432	479	440	2150	30,31	6,50	17,00	18,86	17,32	84,65
870	165	532	479	440	2150	34,25	6,50	20,94	18,86	17,32	84,65
970	165	632	479	440	2150	38,19	6,50	24,88	18,86	17,32	84,65
1070	170	722	479	440	2150	42,13	6,69	28,43	18,86	17,32	84,65



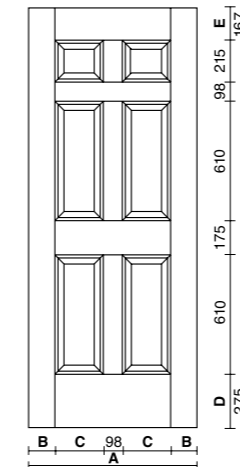
ANKARA

A mm	B mm	C mm	D mm	E mm	Length	A inch	B inch	C inch	D inch	E inch	Length
770	136	498	258	175	2150	30,31	5,35	19,61	10,16	6,88	84,65
870	136	598	258	175	2150	34,25	5,35	23,54	10,16	6,88	84,65
970	136	698	258	175	2150	38,19	5,35	27,48	10,16	6,88	84,65



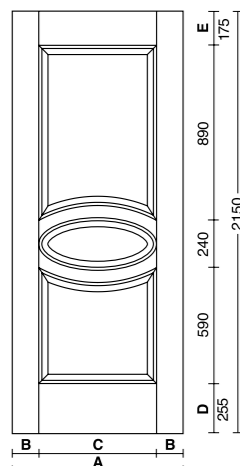
MADRID

A mm	B mm	C mm	D mm	E mm	Length	A inch	B inch	C inch	D inch	E inch	Length
670	142	386	98	178	2150	26,38	5,59	15,16	3,86	7,01	84,65
770	142	486	98	178	2150	30,31	5,59	19,13	3,86	7,01	84,65
870	142	586	98	178	2150	34,25	5,59	23,07	3,86	7,01	84,65
970	142	686	98	178	2150	38,19	5,59	27,00	3,86	7,01	84,65
1070	172	726	98	178	2150	42,13	6,77	28,58	3,86	7,01	84,65



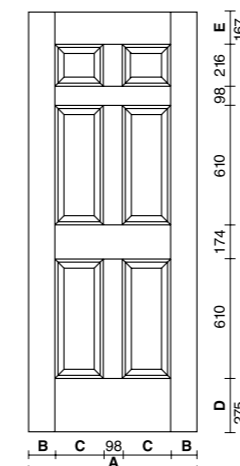
OXFORD

A mm	B mm	C mm	D mm	E mm	F mm	Length	A inch	B inch	C inch	D inch	E inch	F inch	Length
470	84	302	275	167	---	2150	18,50	3,31	11,89	10,83	6,57	---	84,65
521	109	302	275	167	---	2150	20,51	4,29	11,89	10,83	6,57	---	84,65
670	138	148	275	167	98	2150	26,38	5,43	5,83	10,83	6,57	3,86	84,65
673	138,5	149	275	167	98	2150	26,50	5,45	5,87	10,83	6,57	3,86	84,65
770	138	198	275	167	98	2150	30,31	5,43	7,79	10,83	6,57	3,86	84,65
775	113,5	225	275	167	98	2150	30,51	4,47	8,85	10,83	6,57	3,86	84,65
870	136	250	275	167	98	2150	34,25	5,35	9,84	10,83	6,57	3,86	84,65
876	139	250	275	167	98	2150	34,49	5,47	9,84	10,83	6,57	3,86	84,65
970	141	295	275	167	98	2150	38,19	5,55	11,61	10,83	6,57	3,86	84,65



ODESSA

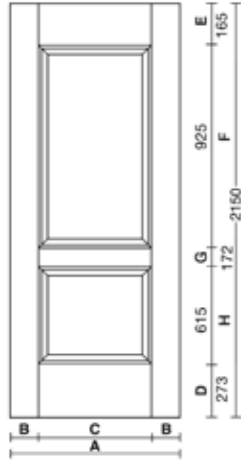
A mm	B mm	C mm	D mm	E mm	Length	A inch	B inch	C inch	D inch	E inch	Length
670	136	398	255	175	2150	26,38	5,35	15,67	10,04	6,89	84,65
770ss	156	458	255	175	2150	30,31	6,14	18,03	10,04	6,89	84,65
770	136	498	255	175	2150	30,31	5,35	19,61	10,04	6,89	84,65
870	136	598	255	175	2150	34,25	5,35	23,54	10,04	6,89	84,65
970	136	698	255	175	2150	38,19	5,35	27,48	10,04	6,89	84,65
1070	176	718	255	175	2150	42,13	6,93	28,27	10,04	6,89	84,65



OHIO

A mm	B mm	C mm	D mm	E mm	F mm	Length	A inch	B inch	C inch	D inch	E inch	F inch	Length
670	137	149	275	167	98	2150	26,38	5,39	5,87	10,83	6,58	3,86	84,65
673	138,5	149	275	167	98	2150	26,50	5,45	5,87	10,83	6,58	3,86	84,65
770	136	200	275	167	98	2150	30,31	5,35	7,84	10,83	6,58	3,86	84,65
775	113,5	225	275	167	98	2150	30,51	4,47	8,86	10,83	6,58	3,86	84,65
870	136	250	275	167	98	2150	34,25	5,35	9,84	10,83	6,58	3,86	84,65
970	136	300	275	167	98	2150	38,19	5,35	11,81	10,83	6,58	3,86	84,65

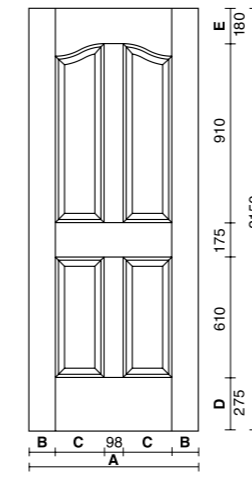
TEKNİK ÖLÇÜLER TECHNICAL DETAILS



DALLAS

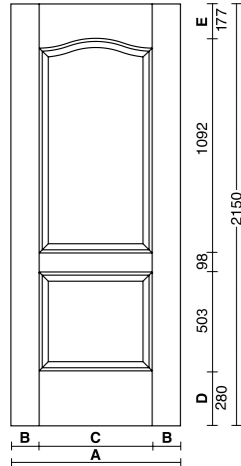
A mm	B mm	C mm	D mm	E mm	F mm	Length	A inch	B inch	C inch	D inch	E inch	F inch	Length
670	137	396	273	165	925	2150	26,38	5,39	15,59	10,75	6,50	36,42	84,65
673	138,5	396	273	165	925	2150	26,50	5,45	15,59	10,75	6,50	36,42	84,65
770	161	448	273	165	925	2150	30,31	6,34	17,64	10,75	6,50	36,42	84,65
775	138,5	498	273	165	925	2150	30,51	5,45	19,61	10,75	6,50	36,42	84,65
870	161	548	273	165	925	2150	34,25	6,34	21,57	10,75	6,50	36,42	84,65
876	164	548	273	165	925	2150	34,49	6,46	21,57	10,75	6,50	36,42	84,65
970	186	598	273	165	925	2150	38,19	7,32	23,54	10,75	6,50	36,42	84,65

TEKNİK ÖLÇÜLER TECHNICAL DETAILS



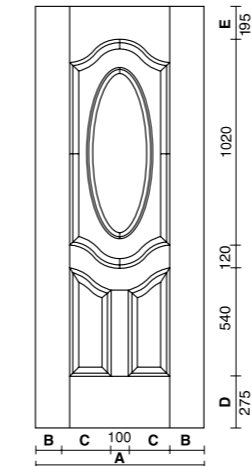
PARIS

A mm	B mm	C mm	D mm	E mm	Length	A inch	B inch	C inch	D inch	E inch	Length
670	138	148	275	180	2150	26,38	5,43	5,83	10,82	7,09	84,65
770	138	198	275	180	2150	30,31	5,43	7,80	10,82	7,09	84,65
870	138	248	275	180	2150	34,49	5,43	9,76	10,82	7,09	84,65
970	141	295	275	180	2150	38,19	5,55	11,61	10,82	7,09	84,65
1070	173	313	275	180	2150	42,13	6,81	12,32	10,82	7,09	84,65



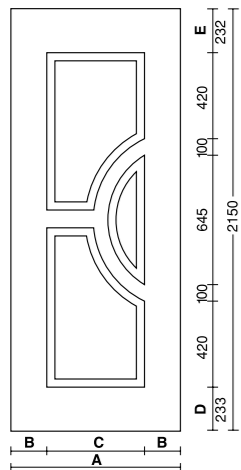
DUBAI

A mm	B mm	C mm	D mm	E mm	Length	A inch	B inch	C inch	D inch	E inch	Length
670	146	378	280	177	2150	26,38	5,75	14,88	11,02	6,97	84,65
673	147,5	378	280	177	2150	26,50	5,77	14,96	11,02	6,97	84,65
770	137	496	280	177	2150	30,31	5,39	19,53	11,02	6,97	84,65
775	139,5	496	280	177	2150	30,51	5,41	19,69	11,02	6,97	84,65
870	146	578	280	177	2150	34,25	5,75	22,75	11,02	6,97	84,65
876	149	578	280	177	2150	34,49	5,83	22,83	11,02	6,97	84,65
970	168	634	280	175	2150	38,19	6,61	24,96	11,02	6,89	84,65
1070	170	730	280	175	2150	42,13	6,69	28,74	11,02	6,89	84,65




TABRIZ

A mm	B mm	C mm	D mm	E mm	Length	A inch	B inch	C inch	D inch	E inch	Length
670	135	150	280	195	2150	26,38	5,31	5,91	11,02	7,68	84,65
770	155	180	280	195	2150	30,31	6,10	7,08	11,02	7,68	84,65
870	160	225	280	195	2150	34,49	6,30	8,86	11,02	7,68	84,65
970	170	265	280	195	2150	38,19	6,70	10,43	11,02	7,68	84,65
1070	175	310	280	195	2150	42,13	6,89	12,20	11,02	7,68	84,65



LIMA

A mm	B mm	C mm	D mm	E mm	Length	A inch	B inch	C inch	D inch	E inch	Length
770ss	165	440	233	232	2150	30,31	6,50	17,32	9,17	9,13	84,65
870	165	540	233	232	2150	34,25	6,50	21,26	9,17	9,13	84,65
970ss	215	540	233	232	2150	38,19	8,46	25,20	9,17	9,13	84,65



SAMARA

A mm	Length	A inch	Length
1750	2150 (*)	68,89	84,65 (*)
670	2150 (*)	26,37	84,65(*)

(*) Yükseklik ölçüsü 2200mm üretimden kaldırılmıştır. Yeni üretim 2150mm olarak yapılmaktadır.
 (*) Panel length 2200mm has been. Changed as 2150mm.